
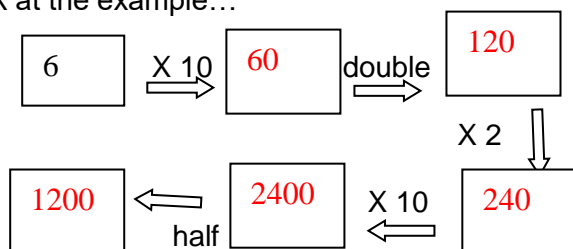
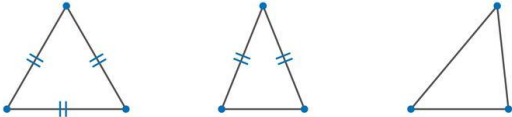
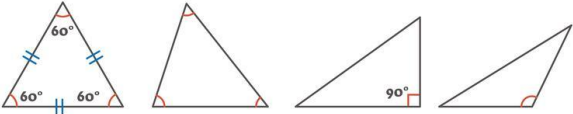


Year 3 Maths Homework Activities – Summer Term

Please choose one activity per week- you do not need to bring this back into school. You are expected to learn your Times tables as well as doing an activity below each week. The times table needed each week will be recorded in your reading record.

Week	Activity	Completed
1	Practise counting forwards and backwards in 10s and 100s from different numbers i.e 3, 13, 23 or 141,151, 161 234, 334, 434, 534, 634 543,443,343,243	
2	Using the part whole model split some the numbers into different ways. Try and use the same number more than once. Eg. 	
3	What are the next four numbers in these patterns? 16, 20, 24, 28 ____ 21, 28, 35, - - - - 21, 19, 17, - - - - Make up some patterns of your own. Challenge: Use different 'gaps' between the numbers.	
4	Have a go at working out the change. Try using mixed coins for challenge. https://www.topmarks.co.uk/money/toy-shop-money	
5	Are these numbers odd or even? 6801, 1947, 1234, 1941. Explain how you know.... Is there a way you can always tell no matter how big the number? Try some numbers of your own and test your Mum or Dad. Challenge: Get an adult to give you some different numbers.	
6	Practise your number bonds to 10, 20, 100, 50. Use https://www.topmarks.co.uk/maths-games/hit-the-button To practise these.	
7	Can you show your family how to play the chain game? You choose the rules and the starting number the first time. Look at the example... 	
8	Practise rounding numbers to the nearest 10/ 100 https://www.topmarks.co.uk/maths-games/rocket-rounding	
9	Teach someone at home how to play Count down. Can you make the number? Can they beat you? Your number is 236 You have 10, 6, 3, 2, 8, 5, 1 Challenge come up with your own number and numbers.	

10	<p>Practise your Roman numerals https://plays.org/roman-numerals/</p> <p>Can you make these numbers Roman Numerals?</p> <p>5, 20, 25, 14, 100, 37, 90</p>	
11	<p>Practise telling the time- https://mathsframe.co.uk/en/resources/resource/116/telling-the-time choose the level you want to start with.</p>	
12	<p style="text-align: center;">TYPES OF TRIANGLES</p> <div style="display: flex; justify-content: space-around; align-items: center;">  </div> <div style="border: 1px solid black; height: 30px; width: 100%; margin: 10px 0;"></div> <div style="display: flex; justify-content: space-around; align-items: center;">  </div> <div style="display: flex; justify-content: space-around; font-size: small; margin: 5px 0;"> Equiangular Triangle Acute Triangle Right Triangle Obtuse Triangle </div> <div style="border: 1px solid black; height: 30px; width: 100%; margin-top: 10px;"></div>	<p>Identify the triangles.</p> <p>Scalene triangle</p> <p>Equilateral triangle,</p> <p>Right angle triangle,</p> <p>Isosceles triangle.</p>